



**D.A.V. POLICE PUBLIC SCHOOL**

**Sector 30, Police  
Lines, Faridabad**

**Email: [davppsfd@gmail.com](mailto:davppsfd@gmail.com)**



# Holidays Homework



LKG



A decorative border of colorful balloons (blue, pink, orange) with black strings, arranged in a repeating pattern around the edges of the page.

## ***Dear Parents***

***Summer vacation brings a change and excitement for children. The vacation is also a time when you get to spend more time with your child. You could use this opportunity to inculcate healthy practices such as yoga, drinking a lot of water, eating fruits and salads, doing things at home. These tasks are designed to engage children in a meaningful and productive manner. They are based on what children have learnt in April 2021 and what they are going to learn in June. While your child works, support him / her as you can, in a manner that builds responsibility and ownership towards each task and raises their confidence in their own learning. DO NOT DO THE TASK FOR THE CHILD. Make sure that he / she brings the holiday homework when the school reopens.***

***Wish you an engaging and fulfilling summer time with your child.***

# Good Children Make Glad Parents

So, children ASSIST THE PARENTS and enjoy the holidays with your family

Learning is fun

- **DON'T GO OUT** to play till lockdown and be **SAFE** at **HOME**, USE Mask, wash your hands regularly
- Complete all the activities during the vacation.
- Original drawings/illustrations and creative use of material will be appreciated.
- Do yoga daily with your Parents and share video with your class teacher or any other form of healthy activity during the vacation, you will realize you have two of the GOD's greatest gifts NATURE and YOUR FAMILY.
- Help your parents, grandparents and even your younger brothers and sisters.
- On TV watch **DISCOVERY CHANNEL** , **NATIONAL GEOGRAPHIC** etc.



# **SUMMER VACATIONS**

- 1. Drink plenty of water.**
- 2. Eat summer fruits and vegetables on regular basis.**
- 3. Encourage the child to take his/her bath and uses washroom independently.**
- 4. Encourage them to discuss their activities of the whole day.**



## **LEARN GOOD HABITS**

- ❖ **Use the MAGIC WORDS –PLEASE, SORRY, THANK YOU, EXCUSE ME**
- ❖ **Brush your teeth twice a day.**
- ❖ **Always listen to your elders.**
- ❖ **Speak with your child in English.**
- ❖ **Read out story-books with bold illustrations and after finishing the story discuss it with your child.**

### **LION AND MOUSE -**

<https://www.youtube.com/watch?v=68JOgtt15Zs>

### **THE GOLDEN EGG –**





<https://www.youtube.com/watch?v=gg57uD0dP3g>

**Emphasize more on phonic sounds and encourage Word Building and Picture Talk.**

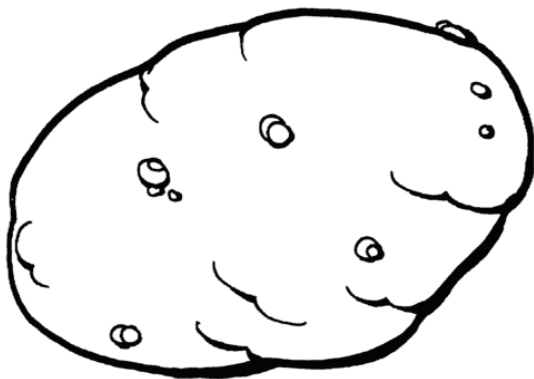
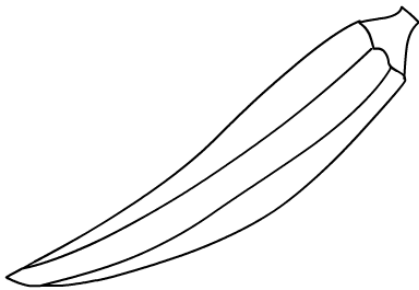


**SUBJECT-EVS**

**Colour the picture given below**

**FRUITS**



Colour the picture given below  
VEGETABLES



# **ACTIVITY-1**

## **MYSELF ACTIVITY**



**D.A.V. POLICE PUBLIC SCHOOL, FARIDABAD  
POLICE LINES, SECTOR-30**



Prepare your ward to speak 4 to 5 lines on the topic – **MY SELF**  
Make a video of your ward and share it in class WhatsApp group on  
Sunday, 2<sup>nd</sup> May 2021 by 6:00 pm.

**\*NOTE**

**( Please take care of the background and child should be smartly dressed  
for video and don't prompt in between the video.)**

# ACTIVITY-2

## Know yourself better

### Instructions

- ❖ Go and stand in front of the mirror.
- ❖ Recite the rhyme which is mentioned below:

When I look in a mirror I see my  
face. And all of its parts are in  
their place.

I see 2 little ears and one little  
nose. I see 2 little eyes and 1  
little mouth.

When I look in the mirror what do I  
see? A wonderful and special me!



**Note: Make a beautiful mirror and paste your picture  
on it.**





# **SUBJECT-NUMERACY**

Recognition of numbers 1 to 5 with concrete objects

## **ACTIVITY-3**

Make 2 different collages on A3 size sheets with RED and Yellow colour objects.

# **SUBJECT – ENGLISH**

## **FUN WITH ENGLISH BOOK**

**READING SKILLS:** (Letters a-h) Do Picture reading on page. no. 12 to 29

**WRITING SKILLS:** Standing lines (l), Sleeping lines(\_), Slant lines(/), Curves ( )

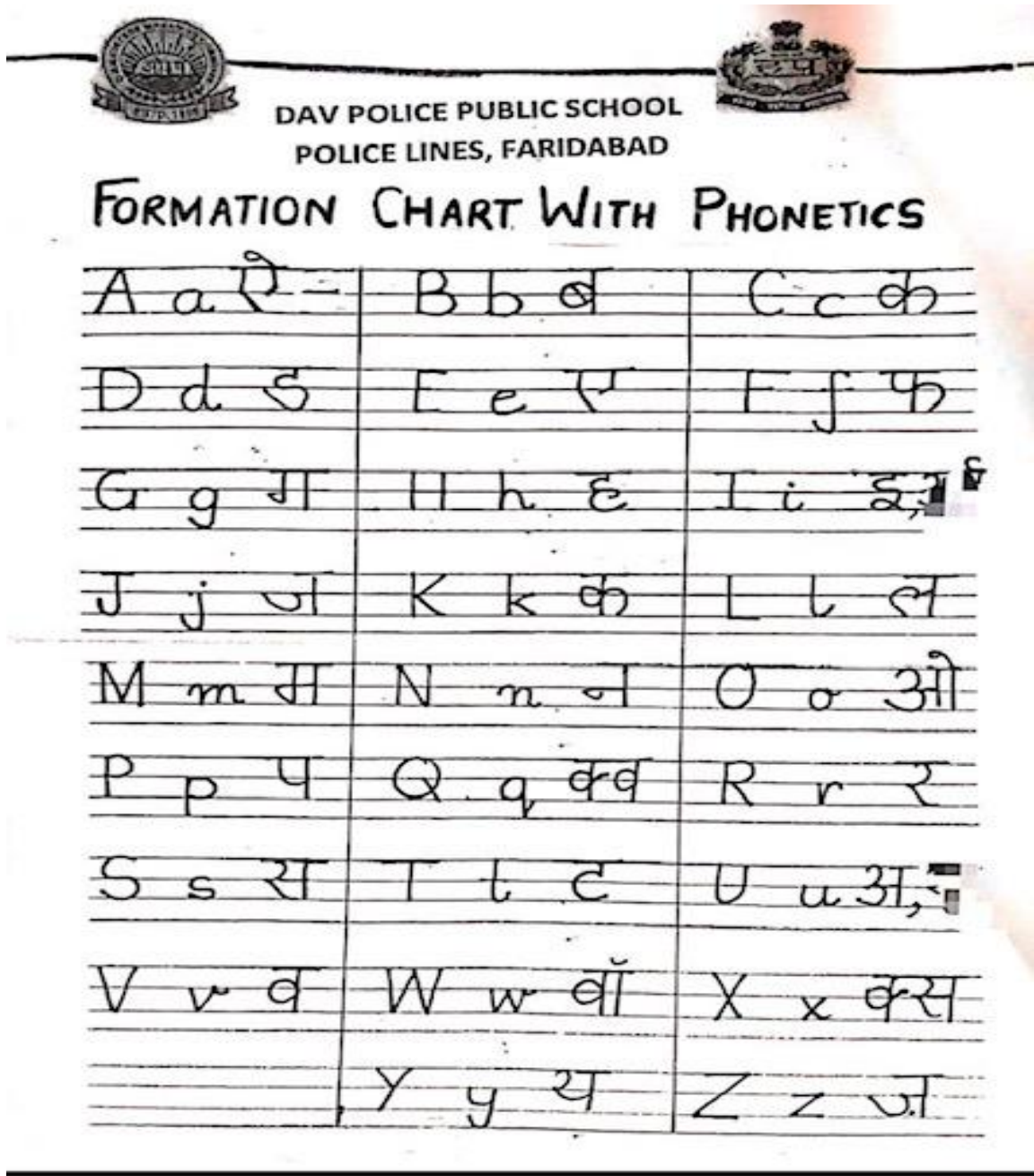
Note- Do 4 pages of each line in big block notebook

**LISTENING SKILLS:** Letters a to h with phonics ([https://www.starfall.com/h/abcs/.](https://www.starfall.com/h/abcs/))

# ACTIVITY-4

Make colourful flash cards of letters a to h (Use different activities in each flash card for example do cotton dabbing in a letter pictures, ear bud impressions in letter b picture etc.)

*Note: Formation sheet of letters has been attached*



# ACTIVITY-5

## MOTHERS DAY

- Plant a Tree with your mother on 5.05.2021
- Assist your mother for daily household work on 6.05.2021
- Make a beautiful card for your mother on 7.05.2021 (sample attached) and gift her on Mothers day i.e. 8.05.2021

**Note-** Please share your video and pictures on given date before 6:00pm





## **COUNSELLING**

Brain exercises

(Teacher will share exercise video in whatsapp group)

## **PHYSICAL EDUCATION**

Walk on straight, zig zag lines

(you can use dupatta or draw lines with bright colour on floor)

Sample video will be shared in group by Class Teacher)

## **DANCE**

Song- aisa kyu maa

(Teacher will share dance video in whatsapp group)



Enjoy your  
**SUMMER**  
Vacation

Designed by **Vecteezy**